

Back to Cool Sale

September 1st, 2nd, 3rd, and 4th

Friday, Saturday, Sunday and Monday



*Located at the corner of
Nelson Rd and Sunset
Longmont, CO*

Family-owned and operated since
1971. The Flower Bin has been
proudly serving Colorado Gardeners
for over 52 years.

Phone: 303-772-3454
www.theflowerbin.net

Aug - Oct 2023

The Flower Bin BACK to COOL SALE

Friday - Monday September 1st - 4th

ANNUAL HANGING BASKETS and MIXED POTS VALUES TO \$75 \$10, \$18, or \$25	50% Off ANNUALS and ROSES (Excluding Pansies, Violas, Tropical Fruits, Fall veggies, Kale, and Cabbage) 40% Off NURSERY	30% Off PERENNIALS, (Excluding Mums and Asters) 20%-40% Off SELECT FOUNTAINS
---	--	--

"Summer Celebrations"
2023 Annual Show
Presented by the
Colorado Dahlia Society
Hosted by The Flower Bin
August 26 & 27



**For more information
go to their website
<https://coloradodahlias.net/>**

HAPPY SUMMER

I hope you have taken many strolls through your garden and enjoyed everything you have done. The beautiful flowers and plentiful veggies. The piece of bliss you have created. If you still have empty spots, we can help. Our greenhouses are still growing colorful plants and preparing for fall. Whatever your garden needs, **The Flower Bin** has the products and knowledge to help. From hats to tools and fertilizers to gloves. We have a large display of pottery and fun statuary too!

Time to start thinking of fall. Autumn is a fantastic time to plant perennials and bulbs. You can also squeeze in cool season veggies.

Our spring blooming bulbs will be here the first part of September. Plan for a spectacular spring. Newly released variety tulip "Holland America" is a cranberry color with a white edge. Definitely an eye catching beauty.

Save some cash and visit us for our **Back to Cool Sale**.

Jeanette, Gift House Manager

Proudly Presenting Our New Addition



The American bison is a symbol of unity, resilience and healthy landscapes and communities because of its historical, cultural, and economic importance. It was named the national mammal of the United States on May 9, 2016. This majestic animal joins the ranks of the Bald Eagle as the official symbol of our country.

Mums Bloom At Different Times In The Fall

FRESH PRODUCE FOR THE FALL

Here it is – August! Your garden is undoubtedly over-flowing with the fruits of your labor. Zucchini and tomatoes are plotting a take-over. Flowers are gently swaying in the breeze. It's time to begin the transition to the cooler months of the growing season.

What can you be doing now to be ready?

- ♦ Plan and prep for cool season veggies – prepare soil for new plants, sow seeds, purchase starter plants.
- ♦ Add some fall color. Refresh beds and pots with fall blooming flowers like mums and asters.
- ♦ Keep ahead of bugs. Take measures to keep them under control... spray, dust or drench. Keep debris cleaned out of the garden.
- ♦ Keep ahead of the weeds. Many weeds set seeds at the end of the summer. Keep them pulled so they can't take over next year.
- ♦ Be prepared to extend your season. **The Flower Bin** has **N-Sulate**, **Plant Guard**, and **covers** especially for pots and tomatoes. These products will protect plants from frost and freeze. Keep an eye on the overnight temperatures beginning in September.
- ♦ Collect seeds as they ripen. Save the seeds of your favorite flowers and vegetables. Allow some to drop on their own to naturalize an area.

So, "make hay while the sun shines" to ensure your garden continues to thrive throughout the season.

Happy gardening!

Kim, Annuals Mgr



Early Season - Hannah Orange



Mid Season - Flamingo Neon Pink



Late Season - Fiesta Red



Very Late Season - Stavinski Yellow

FROM THE HERB GARDEN...

"We might think we are nurturing our garden, but of course its our garden that is really nurturing us." Jenny Uglow

To trim or not to trim; that is the question. I am often asked whether you should cut flowers off your herbs and this really depends on why you are growing a particular herb. You want most culinary herbs to put their energy into producing the plant for a good harvest. Once a plant decides it has grown enough in leaves and roots, it may start to send up shoots to flower and set seed. Especially if a plant is stressed with excessive heat or drought, it is more likely to start this process as it is preparing for the end of the plant.

So, it is important to trim off buds before they flower to signal the plant that it is not done. Herb leaves can get bitter after they flower, but if you cut them back, the plant goes back to putting its energy into the roots and leaves and taste improves again. Of course, if you are growing your herbs for ornamental use, or to attract pollinators, hummingbirds or butterflies, then the flower is everything.

Happy Gardening.

Vicky, Herb Mgr



Little Lemon Goldenrod



Sedum



Plumbago


ADDING FALL COLORS

Now is the time to add those fall pops of color or spring blooming shrubs and perennials. Not only will you be happy you did, but so will the pollinators! Ornamental grasses, sedums, rudbeckia, asters or a dwarf Russian Sage are always good options. Adding some Agastache or Little Lemon Goldenrod will give you some height as well as some outstanding color and structure. A hidden treasure that blooms a vibrant deep blue bloom late in the season is the Autumn Sapphire Sage in Plant Select. It is one of the latest blooming flowers and is often overlooked. Plumbago, also a late summer and fall blooming perennial, is a spreading groundcover with foliage that will turn red in the fall and sports beautiful blue flowers that grows well in part-shade to full sun. These will all pair well with a burning bush, ninebark, or the Black Lace Elderberry as a backdrop shrub that is as beautiful as it is hardy.

Happy planting and have an outstanding Fall!

Billie Jo, Perennial Manager

Show us your garden panorama!



We invite you to share your success, by submitting a picture for our Brag Board. Bring in a photo, mail in (attention Coleen) or send via email to: flowerbin@theflowerbin.net Include your name so we can credit your photo. Thank you for your inspiration and participation!

**Jason &
Billie Jo, Perennials Manager**

NOW IS THE TIME

August

Apply **Natural Guard HuMic**, a granular humate which will improve your lawn's soil structure and increase nutrient uptake. Use granular **Revive** to encourage strong root development and optimize water usage.

Treat tree and shrub chlorosis with **Natural Guard HuMic**, combined with **ferti•lome Chelated Iron**.

We'll show how to apply it for best results.

September

Fall is a great time to seed or over-seed your lawn. We carry locally grown grass seed, and we'll help you select the right seed for your lawn.

October

Apply **ferti•lome Winterizer** fertilizer. Your lawn will store the nutrients through the winter season for a strong start next spring. Test your garden soil. We have do-it-yourself kits, and we have the mailers if you want to send your soil samples to the Colorado State University lab. Bring us the results and we'll help you decide what to do.

Throughout the Fall

- Adding organic material to your tomato and vegetable beds is something you need to do every fall. We have locally produced, bagged soil amendments in stock for your convenience.
- Water the plants in your landscape. Well hydrated trees, shrubs and perennials are better equipped to deal with winter temperature swings.
- Plan to clean your vegetable beds thoroughly. Leaving vegetation and debris in the garden provides shelter for many insects and diseases.

Gardening doesn't stop in the fall. You're always welcome to bring your lawn, garden, houseplant questions to our Diagnostic Center. We'll identify the problem and offer you solutions. This is a free service we offer our customers year-round.

Michael, Hard Goods Mgr

NOW IS THE TIME!



Lawn Care Club Step 3


What's Growing

Hopefully everyone is having a great 2023! We have some exciting varieties growing in the greenhouse and we want to share a sneak peek. Available soon, **Monstera deliciosa 'Thai Constellation'**, **philodendron billietiae**, **philodendron gloriosum**, and **geogenanthus poeppigii** just to name a few! We are always keeping it interesting here at The Flower Bin. Stop in and find something new to add to your collection!


Corinna, Foliage Mgr




Monstera Thai constellation



philodendron gloriosum



geogenanthus poeppigii



philodendron billietiae

Gardening continues into Fall. Mums, Bulbs, Perennials, Pansies, and more...See you Soon!